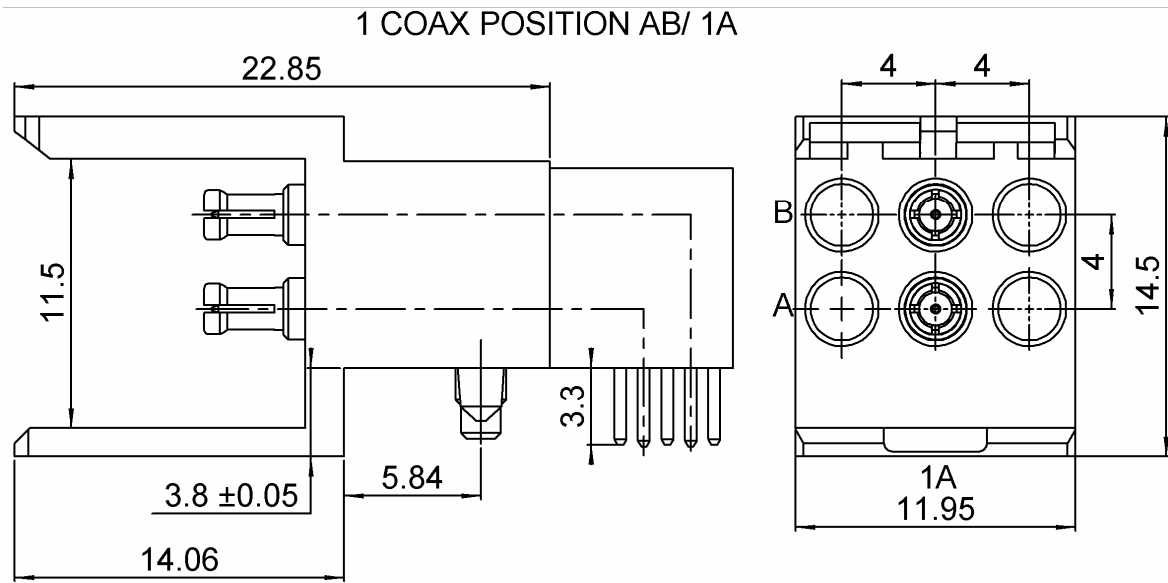


MALE SHIELDED COAXIPACK 2 COAX

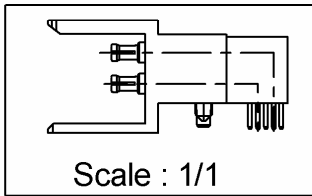
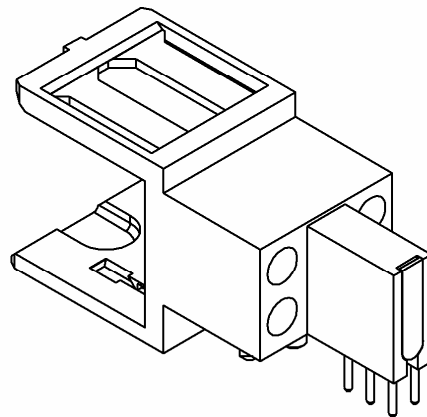
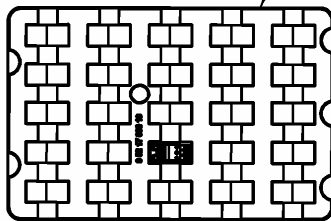
R694.281.252

SOLDER TYPE 3.5

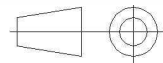
Series : MCC2



Connectors' packaging



All dimensions are in mm.



COMPONENTS	MATERIALS	PLATING (µm)
BODY	BRASS	NICKEL 2
CENTER CONTACT	BERYLLIUM COPPER	NPGR
OUTER CONTACT	BRONZE	NPGR
INSULATOR	PEEK , ULTEM	
GASKET		
OTHERS PARTS	POLYM. C. L. 30% FV	NICKEL 0.6 OVER COPPER 3
.	.	.
.	.	.

Issue : 0850 A

In the effort to improve our products, we reserve the right to make changes judged to be necessary.



MALE SHIELDED COAXIPACK 2 COAX

R694.281.252

SOLDER TYPE 3.5

Series : **MCC2**

PACKAGING

SPECIFICATION

Standard	Unit	Other
25	'W' option	Contact us

ELECTRICAL CHARACTERISTICS

ENVIRONMENTAL

Impedance	75	Ω
Frequency	0-6	GHz
VSWR	1.20* + 0.0000	x F(GHz) Maxi
Insertion loss	0.2	\sqrt{F} (GHz) dB Maxi
RF leakage	- (NA)	- F(GHz)) dB Maxi
Voltage rating	500	Veff Maxi
Dielectric withstanding voltage	750	Veff mini
Insulation resistance	5000	M Ω mini

Operating temperature	-25/+125	$^{\circ}$ C
Hermetic seal	NA	Atm.cm3/s
Panel leakage	NA	

OTHER CHARACTERISTICS

Assembly instruction **See/Voir Pg 3**

Others :
 *ROS optimised 0~3 GHz
 Housing Material: UL94V-0

MECHANICAL CHARACTERISTICS

Center contact retention		
Axial force – Mating end	6	N mini
Axial force – Opposite end	6	N mini
Torque	NA	N.cm mini
Recommended torque		
Mating	NA	N.cm
Panel nut	NA	N.cm
Mating life	500	Cycles mini
Weight	3.6100	g

Issue : 0850 A

In the effort to improve our products, we reserve the right to make changes judged to be necessary.



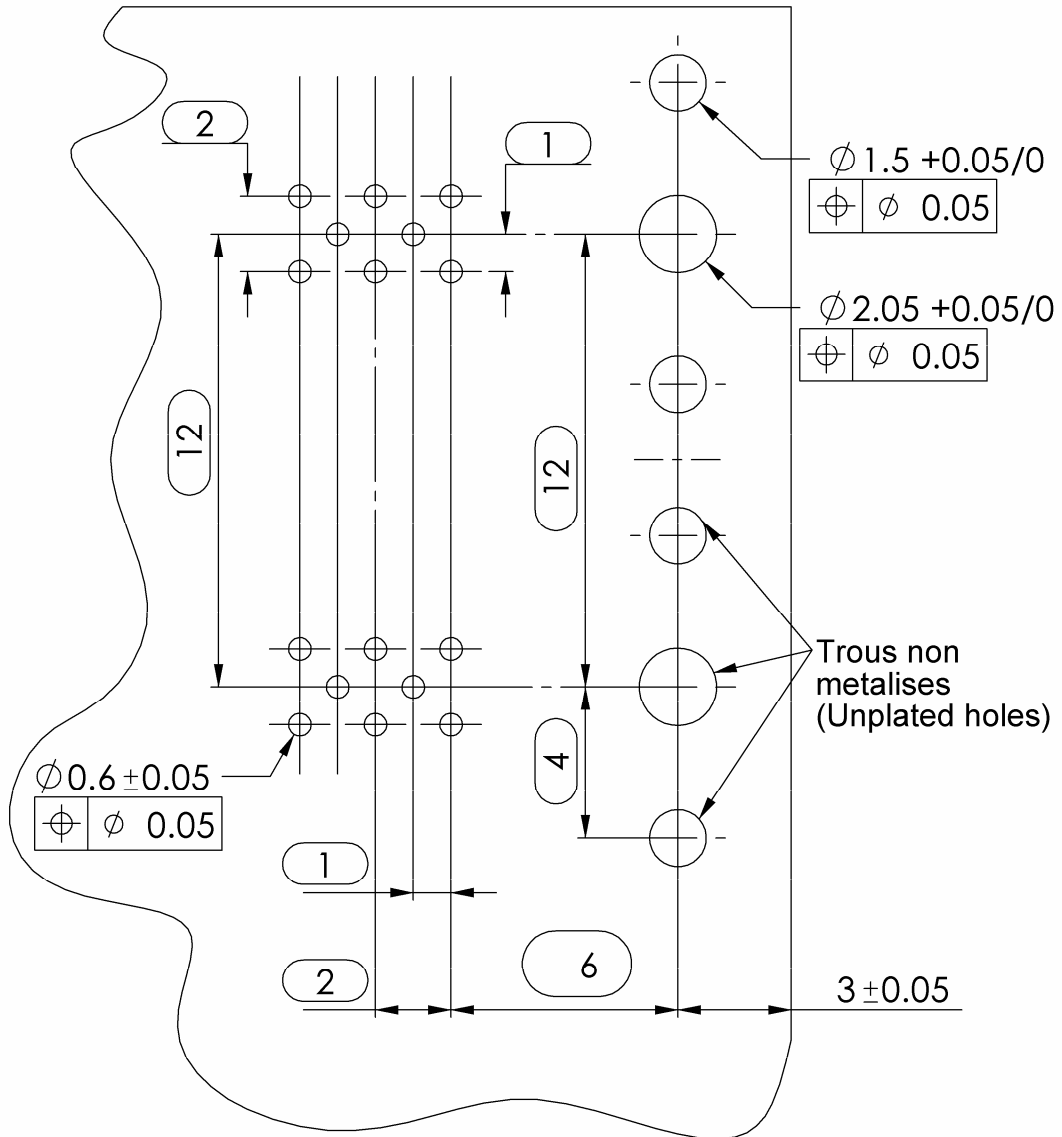
MALE SHIELDED COAXIPACK 2 COAX

R694.281.252

SOLDER TYPE 3.5

Series : MCC2

**PERCAGE PANNEAU RECOMMANDE-FACE COMPOSANTS
RECOMMENDED P-C BOARD LAYOUT-COMPONENT SIDE**



Issue : 0850 A

In the effort to improve our products, we reserve the right to make changes judged to be necessary.

